

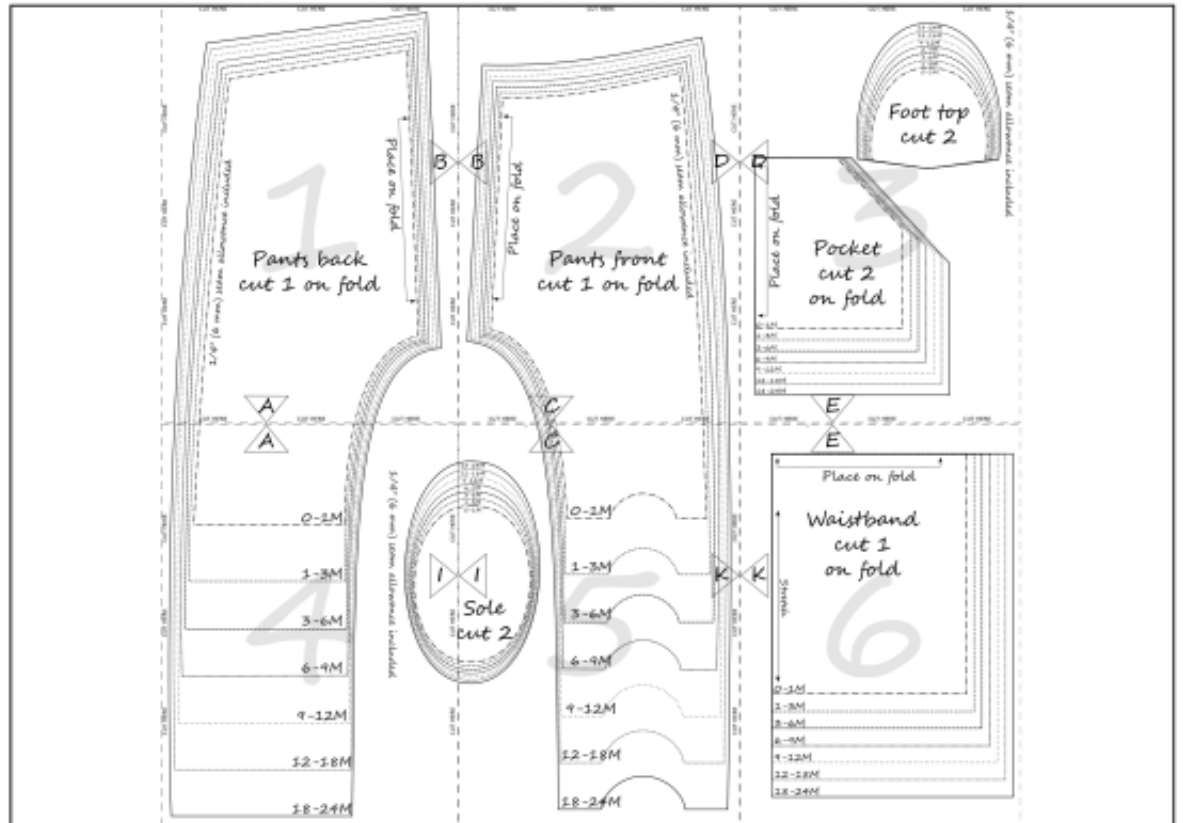
MadeByMePatterns



BABY FOOTED PANTS
SEWING PATTERN
sizes 1M-24M

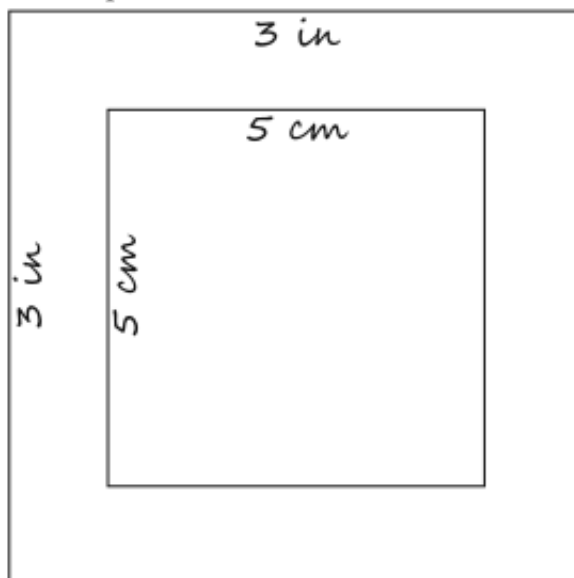


Baby size chart	1-3M	3-6M	6-9M	9-12M	12-18M	18-24M
Height	Up to 24 in 61 cm	24-26,5 in 61-67 cm	26,5-28,5 in 67-72 cm	28,5-30,5 in 72-78cm	30,5-32,5 in 78-83 cm	32,5-34,5 in 83-88 cm



-----	0-3M	6-9M	————	12-18M
-----	1-3M	9-12M	————	18-24M
-----	3-6M				

Test square:



! Printing:

Make sure that the file is set to print at "actual size". Do not "scale to fit". Print this page and measure the test square.


Fabric:

- pants and pocke: jersey,
- waistband: knit that has a good amount of stretch and resilience (it bounces back after stretched) .

Fabric quantity:

Size	0-1M	1-3M	3-6M	6-9M	9-12M	12-18M	18-24M
44 in (115 cm) or 60 in (150 cm) wide							
Main fabric	14 in 36 cm	15 in 38 cm	16 in 41 cm	18 in 46 cm	19 in 48 cm	20 in 51 cm	21 in 53 cm
Waistband	6 in 15 cm	6 in 15 cm	6 in 15 cm	6 in 15 cm	7 in 18 cm	7 in 18 cm	7 in 18 cm

Cutting layout (fabri:



CUT HERE

CUT HERE

CUT HERE

CUT HERE

CUT HERE

CUT HERE

1/4" (6 mm) seam allowance included

1
*Pants back
cut 1 on fold*

Place on fold

CUT HERE

CUT HERE

CUT HERE

CUT HERE

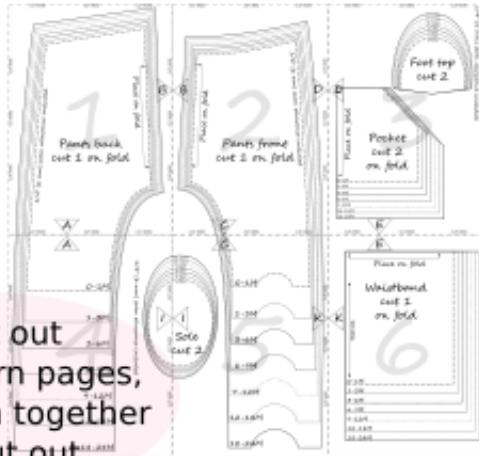
CUT HERE

CUT HERE



SEWING INSTRUCTIONS

1



Print out the pattern pages, tape them together and cut out.

2



Cut out your pattern pieces from the fabric:

3



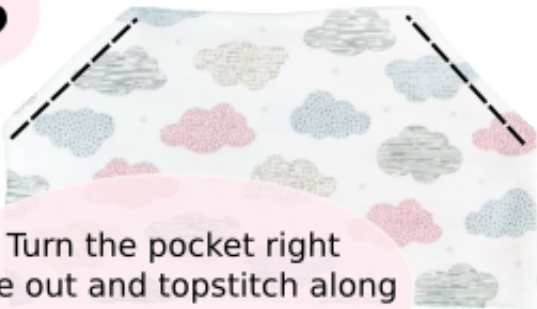
Take the two pocket layers and place them right sides together. Sew, leaving the bottom seam open.

4



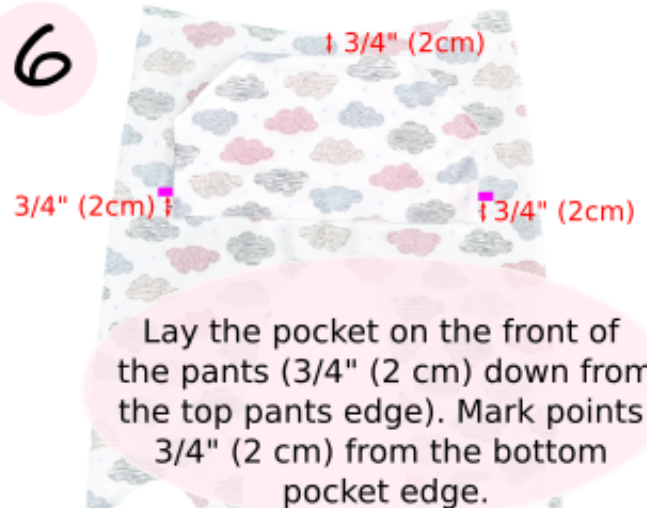
Trim the corners.

5



Turn the pocket right side out and topstitch along the slanted edges.

6



Lay the pocket on the front of the pants (3/4" (2 cm) down from the top pants edge). Mark points 3/4" (2 cm) from the bottom pocket edge.

Website:

madebymepatterns.com

Facebook page:

facebook.com/madebymepatterns/

