

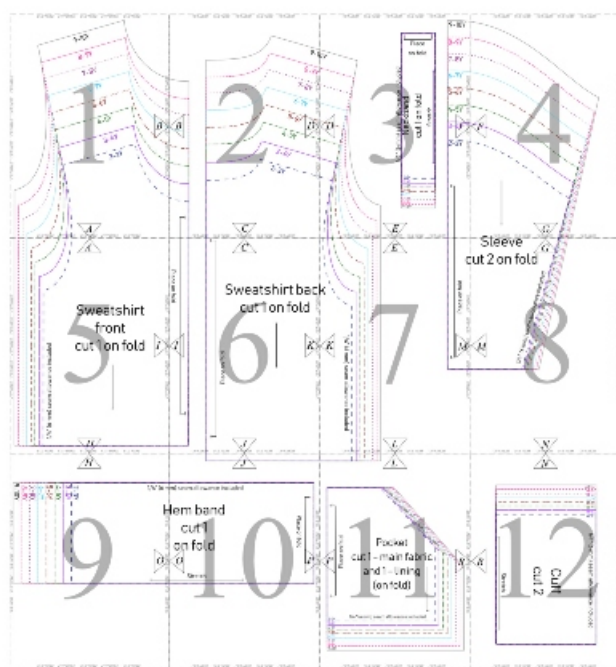
## Size chart

Size	2-3 Y	3-4 Y	4-5 Y	5-6 Y
Height	34.5-37 in 88-94 cm	37-39.5 in 94-100 cm	39.5-42.5 in 100-108 cm	42.5-45.5 in 108-116 cm
Size	6-7 Y	7-8 Y	8-9 Y	9-10 Y
Height	45.5-48 in 116-122 cm	48-50 in 122-128 cm	50-53 in 128-134 cm	53-55 in 134-140 cm

## Finished garment measurements



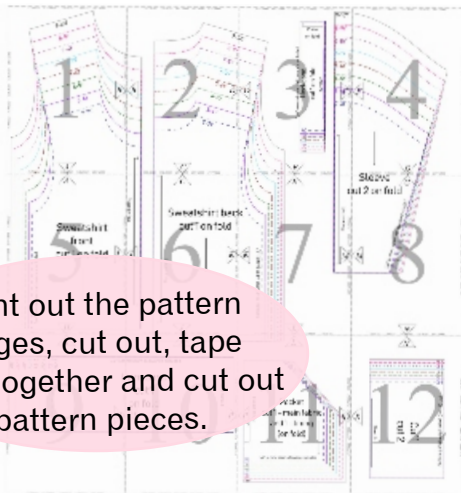
Size	2-3 Y	3-4 Y	4-5 Y	5-6 Y
A	13.4 in (34 cm)	13.8 in (35 cm)	14.2 in (36 cm)	14.6 in (37 cm)
B	15.8 in (40 cm)	16.5 in (42 cm)	17.3 in (44 cm)	18.1 in (46 cm)
C	12.6 in (32 cm)	13.4 in (34 cm)	14.2 in (36 cm)	15.1 in (38 cm)
Size	6-7 Y	7-8 Y	8-9 Y	9-10 Y
A	15 in (38 cm)	15.4 in (39 cm)	15.8 in (40 cm)	16.2 in (41 cm)
B	18.9 in (48 cm)	19.7 in (50 cm)	20.5 in (52 cm)	21.3 in (54 cm)
C	15.8 in (40 cm)	16.5 in (42 cm)	17.3 in (44 cm)	18.1 in (46 cm)



- 2-3Y
- 3-4Y
- 4-5Y
- 5-6Y
- 6-7Y
- 7-8Y
- 8-9Y
- 9-10Y

# Sewing instructions

1



Print out the pattern pages, cut out, tape them together and cut out pattern pieces.

2




Cut out your pattern pieces from the fabric. If you don't want pocket, go to step 7.

3



Take the two pocket layers and place them right sides together. Sew, leaving the bottom seam open.

4




Trim the corners.

5



Turn the pocket right side out and topstitch along the slanted edges.

6



Lay pockets on the front pieces of the sweatshirt, pin and topstitch as shown on the picture.